

KERALA INFRASTRUCTURE AND TECHNOLOGY FOR EDUCATION
(A Company Licensed under Section 8 of the Companies Act, 2013)
Office of the IT@School Project, SCERT Building, Poojapura, Trivandrum-695012
CIN: U74999KL2017NPL049848

Balance Sheet as at 31st March, 2023

Amount in ₹ thousands			
Particulars	Note No.	As at 31st March 2023	As at 31st March 2022
I. EQUITY AND LIABILITIES			
(1) Shareholder's Funds			
(a) Share Capital	3	50,000.00	50,000.00
(b) Reserves and Surplus	4	71,284.89	98,163.21
		121,284.89	148,163.21
(3) Non-Current Liabilities			
(a) Long-term borrowings	5	134,082.91	134,082.91
(b) Other Long term liabilities	6	190,533.43	254,501.56
		324,616.34	388,584.47
(4) Current Liabilities			
(a) Trade payables	7	25,023.05	63,735.01
(b) Other current liabilities	8	38,253.59	44,814.55
		63,276.64	108,549.56
Total		509,177.87	645,297.24
II.Assets			
(1) Non-current assets			
(a) Property plant and equipments	10	42,806.13	
(i) Tangible assets			31,836.44
(ii) Intangible assets			11,577.77
		42,806.13	43,414.21
(2) Current assets			
(a) Trade receivables	11	5,548.77	5,260.65
(b) Cash and cash equivalents	12	449,224.87	546,642.39
(c) Short-term loans and advances	13	739.78	739.78
(d) Other current assets	14	10,858.32	49,240.21
		466,371.74	601,883.03
Total		509,177.87	645,297.24

Significant accounting policies 1

Notes on accounts 2

The accompanying note is an integral part of financial statements

For and on behalf of the Chartered Accountants

For and on behalf of Board of Directors

Bineep
K.P. BINU FCA
MEMBERSHIP No. 211755
FRN 003525S, PARTNER
UDIN: 23211755BGRXN11622
Date : 06.12.2023
Place : Thiruvananthapuram

Shanavas Shamsudeen
Shanavas Shamsudeen
(DIN: 09340389)

Anvar Sadath Kunnasseril
Anvar Sadath Kunnasseril
(DIN: 07104064)



KERALA INFRASTRUCTURE AND TECHNOLOGY FOR EDUCATION
(A Company Licensed under Section 8 of the Companies Act, 2013)
Office of the IT@School Project, SCERT Building, Poojapura, Trivandrum-695012
CIN: U74999KL2017NPL049848

Statement of Income and Expenditure for the year ended 31st March, 2023

Particulars	Note No	Amount in ₹ thousands	
		As at 31st March 2023	As at 31st March 2022
Revenue			
Grant & Centage Charges Received	15	188,133.51	235,128.31
Other Income	16	36,839.23	60,929.18
Total Revenue (I)		224,972.74	296,057.49
Expenses:			
Employee benefit expense	17	41,260.99	36,601.27
Financial costs	18	22.66	27.53
Depreciation and amortization expense	10	20,468.20	10,756.67
Other expenses	19	205,814.25	163,680.08
Total Expenses (II)		267,566.10	211,065.55
Surplus/(Deficit) before extra ordinary items and tax (I-II)		-42,593.36	84,991.94
Less: Extra Ordinary Items and Tax			
Provision for Income Tax for the FY 2020-21		2,107.60	0.00
Surplus/(Deficit) for the period carried forward		-44,700.96	84,991.94
Earnings per equity share			
Basic	20	-0.09	0.17

Significant accounting policies

1

Notes on accounts

2

The accompanying note is an integral part of financial statements

vide our report of even date attached

For and on behalf of Board of Directors

SAJIVE ASSOCIATES
Chartered Accountants

Binu

K.P. BINU FCA
MEMBERSHIP No. 211755
FRN 003525S, PARTNER

UDIN: 23211755BGRXNI1622

Date : 06.12.2023

Place : Thiruvananthapuram

Shanavas

Shanavas Shamsudeen
(DIN: 09340389)

Anvar Sadath

Anvar Sadath Kunnasseri
(DIN: 07104064)



KERALA INFRASTRUCTURE AND TECHNOLOGY FOR EDUCATION
CIN: U74999KL2017NPL049848
Office of the IT@School Project, SCERT Building, Poojapura, Trivandrum-695012

Cashflow Statement for the year ended 31st March, 2023

Particulars	Amount in ₹ thousands	
	As at 31st March 2023	As at 31st March 2022
(1) Cashflows from Operating Activities		
Net profit before taxation, and extraordinary item	-42,593.36	84,992.05
Less: Interest Received	19,494.64	10,047.51
Adjustment for :		
Add: Depreciation	20,468.20	10,756.67
Operating profit before working capital changes	-41,619.77	85,701.21
Increase in Reserve Fund	17,822.63	24,747.88
Increase in Trade Receivables	-288.13	-1,628.28
Increase in shortterm loans & advances		0.00
Increase in long term borrowings		52,027.41
Decrease in Long Term Liabilities	-63,968.13	
Decrease in shortterm loans & advances		30.00
Decrease in Other current assets	38,381.89	0.00
Increase in other current assets		-19,553.72
Increase in trade payables		0.00
Decrease in other current liabilities	-6,560.95	0.00
Increase in other current liabilities		30,115.42
Decrease in short term provisions		-215.00
Decrease in Trade Payables	-38,711.96	-13,866.11
Increase in Long Term Liabilities		0.00
Cash generated from operations	-94,944.44	157,358.81
Incometaxes paid	0.00	0.00
proceeds of extra ordinary items	0.00	0.00
Net Cash from/(used) in Operating Activities	-94,944.44	157,358.81
(2) Cashflows from Investing Activities		
(a) Purchase of Fixed Assets	-19,860.30	-24,747.89
(b) Proceeds from Sale of Equipments	0.18	3.94
(c) Interest Received	19,494.64	10,047.51
Net Cash from/(used) in Investing Activities	-365.49	-14,696.44
(3) Cashflows from Financing Activities	0.00	0.00
Net Cash from/(used) in Financing Activities	0.00	0.00
Net increase in Cash & Cash Equivalents	-95,309.93	142,662.37
Cash & Cash Equivalents at the beginning of the Period	546,642.39	403,980.00
Cash & Cash Equivalents at the end of the Period	451,332.46	546,642.37

Significant accounting policies

1

Notes on accounts

2

The accompanying note is an integral part of financial statements
 Vide our report of even date attached

For SAJIVE ASSOCIATES
Chartered Accountants

For and on behalf of Board of Directors

Binnu

K.P. BINU FCA
MEMBERSHIP No. 211755
FRN 003525S, PARTNER

UDIN: 23211755BGRXN11622

Date: 06.12.2023

Place: Thiruvananthapuram

Shamshudeen
 Shamshudeen
 (DIN: 09340389)

Anvar Sadath Kunhasserri
 Anvar Sadath Kunhasserri
 (DIN: 07104064)



KERALA INFRASTRUCTURE AND TECHNOLOGY FOR EDUCATION

(A Company Licensed under Section 8 of the Companies Act, 2013)

CIN: U74999KL2017NPL049848

Office of the IT@School Project, SCERT Building, Poojapura, Thiruvananthapuram-695012

I. SIGNIFICANT ACCOUNTING POLICIES

a. Accounting Convention:

The financial statements have been prepared in accordance with the historical cost convention, on an accrual basis and in accordance with the generally accepted accounting principles in India, the applicable mandatory accounting Standards as notified by the companies (Accounting Standards) rules, 2006 and the relevant provisions of the Companies Act, 2013 of India.

b. Use of Estimates:

The preparation of financial statement requires estimates and assumptions to be made that affect the reported amount of assets and liabilities on the date of financial statements and the reported amount of revenue and expenses during the reporting period.


c. Property plant and equipment:

- i. Property plant and equipment are carried at cost of acquisition (including directly attributable costs such as freight, installation, etc.) or construction less accumulated depreciation. Borrowing costs directly attributable to acquisition or construction of those Property plant and equipment, which necessarily take a substantial period of time to get ready for their intended use, are capitalized.
- ii. Property plant and equipment reflected in the balance sheet include only those assets purchased by the Company for its use and does not include Assets transferred to Schools.
- iii. Acquired intangible assets are capitalized at the acquisition price.

d. Depreciation:

Depreciation on the Property plant and equipment is provided under the 'Straight Line Method' on 95% original cost of assets based on useful life as specified under Schedule II of companies Act 2013. Depreciation on addition to tangible assets is provided on pro-rata basis from the date the assets are ready for intended use. Depreciation on sale/discard from tangible and intangible assets is provided for up to the date of sale, deduction or discard of tangible assets as the case may be. The Useful Life as per Schedule II is given below

Type of asset	Useful Life
Computer and Accessories	3 Years
Office equipment's	5 Years
Furniture and fixtures	10 Years
Building	60 Years
Plant and Machinery	15 Years
Motor Vehicle	8 Years
Electrical fittings	10 Years
Classic film rights	3 Years
Educational video content	3 Years
Software	3 Years



e. Impairment of Assets

As a matter of policy management carries out impairment assessment of its assets on an annual basis in accordance with Accounting Standard-28 to ensure that the assets have the value equal to the amount at which they are stated. Impairment loss as assessed each year is charged to Statement of Income and Expenditure Account

f. *Foreign Exchange Transactions:*

There were no foreign currency transactions during the previous year.

g. *Revenue Recognition:*

The main Revenue of the Company is "Grant from Government" and "Centage Received from KIIFB" and the same has been recognized on receipt basis. All other incomes are recognized on accrual basis in the statement of profit and loss account.

h. Government Grants:

The government grants received by the company are treated as income in the year of receipt. Grants resumed by the govt are reduced from the grants received. The amount equal to the eligible capital assets purchased from the grants are transferred to development and infrastructure fund.

i. *Taxation:*

The Company is a Section.8 Company and availing Exemption under Income Tax Act 1961 hence no provision had been made for any Income Tax liability for the Current year.

j. District Resource Centre

The company has 14 district level coordination offices known as District Resource Center. Payment made to District Resource Centre are accounted as Expenditure in the books of accounts of the project office, Supporting Vouchers of such expenses are maintained at the concerned centers.

k. *Cash and cash equivalents:*

Cash and cash equivalents comprise cash in hand and balance in bank in current accounts and deposit accounts. DRC bank accounts represented under "Cash and Cash Equivalents" are the balances of bank accounts of 14 District Resource Centers of the company.

l. *Employee benefits:*

Contributions payable to the recognized provident fund, which is a defined contribution scheme, are charged to the statement of profit and loss.

m. *Provision and contingent liabilities:*

The Company creates a provision when there is a present obligation as a result of a past event that probably requires an outflow of resources and a reliable estimate can be made of the amount of the obligation. A disclosure for a contingent liability is made when there is a possible obligation or a present obligation that may, but probably will not, require an outflow of resources. When there is a possible obligation or a present obligation in respect of which the likelihood of outflow of resources is remote, no provision or disclosure is made.



2. NOTES ON ACCOUNTS.

i) Main Objective

Main objective of the company is to act as an intermediary between Kerala government and Government Schools to allocate the resources provided by the government. The resources are provided by the government through Kerala Infrastructure Investment Fund Board ("KIIFB"), a government company, to meet the cost of project expenses which is named as "Hi-Tech School Program". During the year, the company has issued resources to various schools for an amount of up to 31.03.2023.(Rs Rs240,20,95,570 for FY2021-22) The balance amount is payable to various suppliers which has been shown "Trade Payables" and the project expense is shown under Long Term Loans & Advances as Hi-Tech School Program (Note.7). Company is getting a centage charges from the government for the administrative purposes.

ii) Input tax credit

Suppliers of the goods relating to the KIIFB project are using the GST registration of the Company for billing purpose and hence the total input tax credit are available in the GSTR-2A of the Company. The total purchase cost including gst has been debited in project expenses (Hi-Tech School Program) and hence the input tax mentioned in GSTR-2A has not been claimed as input tax Credit by the company.

iii) Earmarked funds

The following funds are earmarked for specific purposes

Development and infrastructure fund:

Fixed asset purchased out of Plan Fund received from Government Grand in Aid, transferred under Development & Infrastructure fund.


iv) Provision for gratuity and leave encashment

Company has made provision for gratuity during the year based on the projected unit credit method of valuation by LIC. The Company does not have a leave encashment policy.

v) Foreign currency transactions

There were no foreign currency transactions during the previous year.

	As at 31-03-2023	As at 31-03-2022
Expenditure in Foreign Currency Subscription Expenses-Microsoft	Nil	
Earnings in Foreign Exchange calculated on F.O.B basis.	Nil	



Value of Imports on CIF Basis	Nil	Nil
Remuneration Of Directors	37,11,772 /-	29,24,552 /-
Payment to the Auditor: For Audit	1,98,000 /-	1,80,000 /-

vi) Related Party transactions

In accordance with Accounting Standard 18, the disclosure required is given below:

Name of the related party	Nature of relationship	Description of Transaction
Mr. Anvar Sadath Kunnasseri	Director	The total remuneration paid to the director (Mr. Anvar Sadath Kunnasseri) during the year is Rs.37,11,772/- (Rs 29,24,552 for FY 2021-22)


vii) Going concern status

There are no significant and material orders passes by the regulators or courts or tribunals impacting going concern status and companies' operation in future.

viii) Disclosure required under section 22 of the Micro, Small and Medium Enterprises Development Act 2006.

There are no Micro, Small and Medium Enterprises covered by the Micro Small and Medium enterprises Development Act 2006 to whom the company owes dues which are outstanding for more than 45 Days as at March 2018.This information has been provided to the extent such parties have been identified by the company based on information available with it.

Particulars	As at 31-03-2023	As at 31-03-2022
Principle amount remaining unpaid to Micro, Small and Medium Enterprises as at the end of accounting year.	Nil	Nil
Interest due thereon	Nil	Nil
Amount of interest paid by the company along with the amount of payment made to the supplier beyond the appointed day during the year.	Nil	Nil



Amount of interest due and payable for the period of delay in making payment (which have been paid but beyond appointed day) but without adding the interest specified under the Micro, Small and Medium Enterprises Development Act, 2006.	Nil	Nil
Amount of interest accrued and remaining at the end of the accounting year.	Nil	Nil
Unpaid interest brought forward current year.	Nil	Nil

ix) Borrowing Cost

Amount of borrowing cost capitalized during the year is Rs. Nil as no loans have been taken for the acquisition of any qualifying assets which would take a substantial period of time for completion.

x) Comparative figures

Previous year figures have been rearranged wherever necessary to confirm to the presentation made in current year.

Vide our report of even date attached

For SAJIVE ASSOCIATES
Chartered Accountants
(FRN: 003525S)

B. Binu

CA BINU KP, F.C.A., DISA (ICAI).
Partner
(Memb. No. 211755)
UDIN: 23211755BGRXNII622

Place: Thiruvananthapuram
Date: 06.12.2023



For and on behalf of the Board

Anvar Sadath Kunasseril

ANVAR SADATH KUNASSERIL
DIN 07104064
(Director)

Shanavas Shamsudeen

SHANAVAS SHAMSUDEEN
DIN 09340389
(Director)



KERALA INFRASTRUCTURE AND TECHNOLOGY FOR EDUCATION
CIN: U74999KL2017NPL049848
Office of the IT@School Project, SCERT Building, Poojapura, Trivandrum-695012

NOTES ON FINANCIAL STATEMENTS FOR THE YEAR ENDED ON 31st MARCH 2022

3. SHARE CAPITAL

Particulars	Amount in ₹ thousands			
	As At 31st March 2023		As At 31st March 2022	
	Number Of Shares	Amount (Rs)	Number Of Shares	Amount (Rs)
A. Authorised Capital				
5,00,000 Equity shares of Rs.100/- each With Voting Rights	500.00	50,000.00	500.00	50,000.00
B. Issued, Subscribed & Fully Paid Up Capital				
5,00,000 Equity shares of Rs.100/- each With Voting Rights				50,000.00
Total				50,000.00

3.1. Reconciliation Of The Number Of Shares And Amount Outstanding At The Beginning And At The End Of The Reporting Period

Particulars	Equity Shares With Voting Rights		Equity Shares With Voting Rights	
	Year Ended 31st March 2023		Year Ended 31st March 2022	
	No. Of Shares	Amount (Rs)	No. Of Shares	Amount (Rs)
Shares Outstanding At The Beginning Of The Year	500.00	50,000.00	500.00	50,000.00
Shares Issued During The Year				
Shares Bought Back During The Year				
Shares Outstanding At The End Of The Year	500.00	50,000.00	500.00	50,000.00

3.2. Details Of Shares Held By Each Shareholder Holding More Than 5% Shares

Class Of Share/ Name Of Share Holders	As At 31st March 2023		As At 31st March 2022	
	Number Of Shares Held	% Holding In That Class Of Shares	Number Of Shares Held	% Holding In That Class Of Shares
Equity Shares With Voting Rights GED Government of Kerala	500.00	100	500.00	100

3.3 Terms/rights attached to equity shares

The Company has only one class of equity shares having face value 100.00 per share. No dividend shall be paid to the shareholders out of the profit of the company. In the event of liquidation of the company, the holders of equity shares are not entitled to receive any of the remaining assets of the company, after distribution of all preferential amounts but shall be given or transferred to such other company having similar objects of this company.

3.4 Number of Bonus shares issued and shares issued for consideration other than cash during the period immediately preceding the reporting date


	As At 31-03-2023	As At 31-03-2022
Number of Bonus Shares Issued	-	-

3.5 Disclosure of shareholding of Promoters - Shares held by the Promoters: As on 31 March 2022:

	As At 31st March 2023		As At 31st March 2022	
	Number Of Shares Held	% Holding In That Class Of Shares	Number Of Shares Held	% Holding In That Class Of Shares
GED Government of Kerala	500.00	99.98	500.00	99.98

4. RESERVE AND SURPLUS

Particulars	As At 31-03-2023	As At 31-03-2022
	₹	₹
(i) Surplus/ (Deficit)		
Opening balance	54,749.00	-11,576.72
Add: Surplus/ (Deficit) for the period	-44,700.96	84,992.05
Total Surplus/ (Deficit)	10,048.05	73,415.33
Add: Depreciation for the Financial Year	20,468.20	10,756.67
Less: Development/ Infrastructure Reserve upto 31.3.2021		29,423.00
Closing Balance	30,516.25	54,749.00
(ii) Other Reserves		
Development/ Infrastructure Reserve upto 31.3.2022	43,414.21	29,423.00
Add: Development/ Infrastructure Fund for the year	17,822.63	2,474.88
Total	61,236.84	54,170.88
Less: Depreciation for the Financial Year	20,468.20	10,756.67
Closing Balance	40,768.64	43,414.21
Total (i+ii)	71,284.89	98,163.21



5. LONG TERM BORROWINGS

Particulars	As At 31-03-2023	As At 31-03-2022
	₹	₹
Fund from IT @ School	134,082.91	134,082.91
TOTAL	134,082.91	134,082.91

6. OTHER LONG TERM LIABILITIES

Particulars	As At 31-03-2023	As At 31-03-2022
	₹	₹
a) BG Liquidation	52,010.47	52,010.47
b) Advance for Execution of Work	8,859.04	14,877.17
c) Retention - Contractors	129,663.92	187,613.92
TOTAL	190,533.43	254,501.56

7. TRADE PAYABLES

Particulars	As At 31-03-2023	As At 31-03-2022
	₹	₹
a) KIIFB Project		
(i) Grant From KIIFB	15,040,703.54	14,107,965.26
Less: HighTech School Programme(Asset)	-6,643,411.48	-6,165,885.74
Less: Modernization School	-8,817,785.20	-7,977,931.16
	-420,493.14	-35,851.64
(ii) Payable by KIIFB	419,456.55	36,056.39
(ii) School Fund	14,690.25	22,790.94
(iii) Puthupally Grama Panchayath Fund	1,741.50	4,983.34
	15,395.16	27,979.03
b) Robotic Lab & Computer & Accessories - CSR Fund		
Munderi School Laboratory - CSR Funds from IOCL	5,000.00	1,500.00
Less: Utilised for Robotic Equipments & Allied Expenses and Computer & Accessories	-7,069.44	-1,407.68
	-2,069.44	92.32
c) Vidyakiranam Project		
CSR Funds Received	40,422.15	10,500.00
Less: Utilised for Providing Computer & Accessories to Schools	-40,407.45	-8,490.60
	14.70	2,009.40
d) Funds from SSK	0.00	29,289.12
e) Other Sundry Creditors	11,682.63	4,030.14
f) CDIT		0.00
g) Additional Retention Paymet to Govt Treasury		335.00
	25,023.05	63,735.01

Age wise analysis of creditors

Particulars	Less than 1 year	1 - 2 Yrs	2 - 3 Yrs	More than 3 yrs
Undisputed Dues to				
i. MSME				-
ii. Others	20,292.44	4,730.61		-
ii. Others - IT Division Payable by KIIFB				-
ii. Others - IT Division				-
Disputed Dues to				-
i. MSME				-
ii. Others	0.00	0.00	0.00	-
	20,292.44	4,730.61	0.00	-



8. OTHER CURRENT LIABILITIES

Particulars	As At 31-03-2023	As At 31-03-2022
	₹	₹
a) Duties & Taxes Payable		
GST Payable	3,075.68	9,489.10
TDS under GST Payable	1,238.02	4,717.89
GST Input Tax Credit	-14,091.45	-13,514.57
EPF (Employer Contribution) Payable		0.00
Employee Deduction		22.60
EPF Employee Deduction		217.64
TDS Payable	1,732.87	7,025.35
Kerala Flood Cess - Liability		0.00
RCM - Legal Fee/Others Payable		-47.83
KSCWWF Payable	895.74	5,170.94
	-7,149.14	13,081.12
b) EMD, Retention & Other Funds		
Retention - BSNL	35,268.71	10,759.32
Retention - Capital Fab	80.86	80.86
Retention - Keltron	2,947.52	2,947.52
Retention - Medical and Visual Technologies Pvt Ltd	36.29	
Retention - Planetcast Media Services	111.67	
Retention - Railtel	134.94	134.94
Retention - Telerad Division of Systronics India Ltd	225.18	
Retn.Money-CSPARK Research Pvt Ltd	268.50	268.50
EMD-KITE	180.00	5.00
	39,253.67	14,196.14
c) Expenses Payable		
Additional Duty Allowance/batta Payable	8.00	8.00
Consultant Charges Payable	475.44	506.43
Employees Deduction (GPF, SLI, GIS, LIC, Medisep)	23.10	
EPF Contribution Payable	506.62	
ESI Contribution Payable	3.74	
Deferred Amount to Covid -19		0.00
EPF (EMPLOYER CONTRIBUTION)-PAYABLE		230.01
Gratuity Payable		12,613.53
Honorarium to LK Master/Mistress Payable	131.18	131.18
Honorarium/Remuneration Payable - Internship	46.40	
KOOL - Lab Charge Payable to Schools	1.00	
KOOL - Remuneration Payable to Mentors/Invigilators	3.50	
KSEB - Electricity Charges Payable	134.02	125.78
Little Kites IT Club Unit Expense Payable	5.00	
Online Class Expense Payable		0.00
Payable to Akhil V Kumar	19.58	
Remuneration Payable	26.81	19.31
Remuneration Payable - Comp Programme Trainees		0.00
Salary Payable	4,656.95	3,800.56
Shooting & Allied Expenses Payable	15.50	15.50
TA/DA Payable		4.10
Travelling Allowance Payable	57.09	50.32
Wages Payable	35.13	
Vehicle hire Charges Payable		32.57
	6,149.06	17,537.29
TOTAL (a+b+c)	38,253.59	44,814.55

9. SHORT TERM PROVISIONS

Particulars	As At 31-03-2023	As At 31-03-2022
	₹	₹
Audit Fees Payable		
TOTAL	-	-

11. TRADE RECEIVABLE

Particulars	As At 31-03-2023	As At 31-03-2022
	₹	₹
Outstanding for a period less than 6 Months	491.53	533.16
6 month to 1 Year		4,089.24
1 - 2 Yrs	4,461.14	638.25
2 - 3 Yrs	596.10	0.00
More than 3 yrs		0.00
Total	5,548.77	5,260.65

Trade receivables are undisputed, unsecured and considered good

0.00



12. CASH AND CASH EQUIVALENTS

Particulars	As At 31-03-2023	As At 31-03-2022
	₹	₹
(i) Cash In Hand	13.00	14.05
(ii) Balance With Banks		
HDFC A/c.No.50100447507381	537.90	10,539.25
PSTSB A/c No : 799012700000066	895.00	1,000.00
SBI -37071733667	5,328.32	12,628.42
SBI -37102847131	430.64	49.41
SBI -57001189617	14,591.65	30,435.55
SBI -67390689700	9,884.41	2,705.11
SBI -67071905931	1,831.73	6,478.70
Canara Bank A/c No.5842201000005	1,223.29	34,172.95
SBI - 37639898958	5,586.44	29,476.64
SBI - 38128596187	2,197.82	45,926.83
SBI - 38050015824	6,784.97	44,279.11
Canara Bank (Retention Money) 009	11,871.72	56,520.58
(iii) Balance With DRCs		
Cash - DRC	15.91	31.72
Bank - DRC	828.09	7,876.60
(iv) Short term Deposits with Bank	387,203.98	264,507.47
TOTAL	449,224.87	546,642.39

13. SHORT-TERM LOANS AND ADVANCES

Particulars	As At 31-03-2023	As At 31-03-2022
	₹	₹
Public Education Rejuvenation	739.78	739.78
Other Advances		
Santhoshkumar.D Advance	0.00	0.00
Sreejith.C.S,Producer	0.00	0.00
Padmakumar V L - Advance	0.00	0.00
TOTAL	739.78	739.78

unsecured-considered good

14. OTHER CURRENT ASSETS

Particulars	As At 31-03-2023	As At 31-03-2022
	₹	₹
Naseer.MP (AO-Victers)	10.00	10.00
Flood Cess Receivable from KIIFB	685.36	685.36
Deposit & Advances	80.28	60.28
Prepaid Expenses	6,461.30	7,208.56
Nirmithi Kendra-Tvpm	110.00	110.00
Sreekanth,Cameraman	5.00	0.00
Ananthapuri Guest House	8.80	0.00
Advance - Jiji Celin, Producer	15.00	0.00
Advance - Girish P Gopinath(Project Associate)	1.00	0.00
TDS Receivable	3,481.58	32,830.36
Accrued Interest Receivable	0.00	8,335.65
TOTAL	10,858.32	49,240.21

unsecured-considered good

15. GRANT & CENTAGE CHARGES RECEIVED

Particulars	As At 31-03-2023	As At 31-03-2022
	₹	₹
Government Grant Received	176,177.37	159,344.04
Less: Grant Resumed during the year	18,910.51	20,769.95
Net grant received	157,266.86	138,574.09
Grant From SSA	0.00	65.00
Tender Fee -KITE	0.00	2.00
Tender Fee -KITE- Infra	0.00	0.00
Centage Charges From KIIFB (Reimbursement)	13,839.33	16,487.22
Centage Charges from KIIFB	17,027.32	80,000.00
TOTAL	188,133.51	235,128.31

16. OTHER INCOME

Particulars	As At 31-03-2023	As At 31-03-2022
	₹	₹
Additional Retention - Fine Non Refundable	1,562.71	3,185.30
Award/ Prize Money	2,530.00	0.00
Course Fee - KOOL Training Programe	7,732.00	10,471.41
Discount Received	0.00	16,190.83
E-waste Collection Charges	0.00	1,863.30
Tender Fee - KITE	205.67	0.00
KOOL Duplicate Certificate Income	8.56	8.39
Kool Training -Reappearing	73.31	74.21
Income from Advertisement &Sponsorship	3,273.87	18,308.64



Income from Live Telecast/ Documentation etc	0.00	58.35
Income on BG Liquidation	0.00	0.00
Insurance Claim	474.77	565.03
Interest from Bank	19,494.64	10,047.51
Interest from IT Department	1,340.45	0.00
Miscellaneous Income	0.00	29.45
Other Income	29.45	105.69
Profit on Sale of Fixed Assets	0.00	21.06
Penalty Charges - Recovered	0.00	0.00
Stability Checking Charge Received	0.00	0.00
Bank Interest - DRC	113.80	0.00
TOTAL	36,839.23	60,929.18



17. EMPLOYEE BENEFIT EXPENSES

Particulars	As At 31-03-2023	As At 31-03-2022
	₹	₹
Salaries and Allowances	35,838.53	36,534.87
Additional Duty Allowance/batta	96.00	40.00
Earned Leave Surrender	973.16	0.00
EPF Administrative Charges	118.14	0.00
EPF - Employer Contribution	2,875.58	0.00
ESI Employer Contribution	41.96	0.00
Health Insurance Premium	568.79	0.00
Wages	748.83	0.00
Staff welfare expenses	0.00	26.40
TOTAL	41,260.99	36,601.27

18. FINANCIAL COSTS

Particulars	As At 31-03-2023	As At 31-03-2022
	₹	₹
Bank Charges	22.66	27.53
TOTAL	22.66	27.53

19. OTHER EXPENSES

Particulars	As At 31-03-2023	As At 31-03-2022
	₹	₹
1) Centage Expenses		
Consultant Charges - Centage	2,884.93	3,143.36
Manpower - Call Centre	376.20	792.00
Manpower - Call Centre/technical Support	3,171.67	7,378.07
Salary - Technical Asst (PMU)	4,278.79	0.00
	10,711.59	11,313.43
2) DRC Expenses		
Bank Charges - DRC	3.23	7.78
Broadband/Internet Charges - DRCs	21.47	155.91
Broadband/Internet Charges @ Schools - DRC	478.16	84.84
Electricity Charges - DRC	564.60	456.16
Food & Refreshment Expense - DRC	37.79	11.59
Guest Teacher Wages - DRC	19,436.48	10,162.11
IT Mela / Kalolsavam Expenses - DRC	2,197.50	20.00
KOOL - Lab Charge - DRC	2.00	174.50
KOOL - Postal Charge - DRC	63.48	0.00
KOOL - Remuneration to Mentors - DRC	16.00	1,757.00
KOOL - Software Freedom Day Celebration Exp. - DRC	54.97	0.00
KOOL - Workshop/Meetings Exp - DRC	91.28	87.96
Little Kite Camp Expenses - DRC	12,110.98	48.00
Little Kites Program Expenses - DRC	5,126.54	708.89
Meeting Expense/Workshop/Seminar Etc - DRC	891.53	119.59
Miscellaneous Expenses - DRC	68.26	73.59
Monitoring & Communication Charges - DRC	2,983.64	3,317.65
Postage & Courier Charges - DRC	8.30	4.76
Printing & Stationery - DRC	144.54	102.50
PTA to Technical Assistants - DRC	1,624.17	1,655.62
Rent, Rates & Taxes - DRC	322.66	216.00
Repairs & Maintenance - DRC	163.76	160.09
School Wiki - Training & Allied Expenses - DRC	130.65	1,751.74
Shooting & Allied Expense - DRC	8.72	1,013.32
TA/DA - DRC	972.56	33.09
Telephone Charges - DRC	52.44	49.00
Training Expenses - DRC	2,295.81	1,105.70
Vidyakiranam & Allied Expenses - DRC	473.29	398.46
Wages - Office Staff - DRC	4,624.85	4,209.57
Water Charges - DRC	70.73	40.86
	55,040.39	27,926.28



3) Administrative Expenses		
Advertisement	2,355.61	111.70
AMC Charges	1,762.60	2,182.28
Annual Summit Meet of MTs	579.36	0.00
Arduino ESP 32 Kit to DRCs	50.89	0.00
Arduino UNO Kit to Schools	8,559.73	0.00
Audit and Allied Expenses	41.81	34.07
Audit Fees	268.64	430.60
Broadband - BRC- SSA-Kottayam	10.83	0.00
Broadband/Internet Charges	1,161.35	1,252.90
Broadband Internet Charges - DPI	11.80	0.00
Broadband/Internet Charges/OTC - Schools	12,535.03	729.84
Carbon Footprint Assessment & Neutralization	100.00	0.00
Cloud Hosting Charges - Samagra	28.32	0.00
Cloud Hosting Charges - Vidyakiranam		1,088.60
Computer & Accessories to Schools	406.23	1,231.47
Computer Allied Expenses	302.00	35.06
Consulting Charges	3,628.69	3,057.23
E-Cube ELL Study Expenses	498.70	0.00
E-Cube English Language Lab Expense	11.89	143.35
Electricity Expenses	1,353.38	1,380.71
Exchange Rate Loss	3.46	49.32
Fee, Rates and Tax	0.50	85.84
Food & refreshment Expenses	45.68	46.87
Fuel Expenses	325.29	204.53
Gratuity		546.35
GST Audit Fee	60.00	30.00
Guest Expenses	184.88	93.15
Hardware Clinic	531.53	0.00
Harithavidhyalayam Reality Show - III	26,525.97	0.00
Health Insurance Premium	10.00	10.00
Honorarium/Remuneration - Internship	132.40	0.00
Honorarium/Sitting Fees	64.00	0.00
Honorarium to LK Master/Mistress	6,350.13	0.00
Hosting & AMC Charges	171.97	2.83
Incentives	509.50	0.00
Inspection Fees	1.59	3.18
Insurance Premium	4,055.25	2,971.79
Interest on ESI Contribution	967.20	0.00
Internal Audit Fee	165.20	0.00
IT Exam Expense	2.00	0.00
KOOL - Lab Charge to Schools	113.50	0.00
KOOL - Printing & Stationery	6.01	0.00
KOOL - Remuneration to Mentors/Invigilators	53.34	0.00
KOOL-Postage & Courier Charges	842.50	0.00
Laptop Redistribution & Allied Expense	0.00	69.25
Licence Fee	0.00	354.00
Little Kites IT Club Unit Expense	0.00	18,383.49
Live Telecast Expenses	33.75	102.03
Live Web Streaming Expenses	244.65	0.00
LK Arduino Kit - Inauguration Expenses	938.28	0.00
Mail Server Support Charges	123.12	0.00
Man Power Charges	0.00	0.00
Meeting/Workshop/Seminar Expenses	694.37	327.66
Mini DV CAM Video Cassette / LTO7 Tape	0.00	62.30
Mobile Application Development Expense	338.86	268.00
Mobile Charges	0.00	0.00
Monitoring & Communication Charges	159.40	135.60
Office Expenses	44.41	60.06
Online Class Expenses	1,020.71	0.00
Postage & Courier Charges	37.71	16.04
Printing & Stationery	457.28	98.31
Printing Charges	0.00	0.00
Prize Money/Award & Allied Expense	0.00	229.00
Professional & Legal Charges	454.26	440.41
Promotional/Campaign/IT Awards/IT Fest Exp.	200.00	0.00
Provision for Gratuity	1,235.72	1,148.84
Registration-Awards Nomination Fee	8.00	0.00
Remuneration-Trainees(Computer Prgrs)	160.76	0.00
Rent - Encoder & Other Equipments	1,170.48	842.52
Rent, Rates and Tax	48.90	0.00



Repairs & Maintenance -Others	1,598.13	615.59
Repairs & Maintenance - Vehicles	148.82	74.75
Repairs and Maintenance -Electrical / AC / Plumbing	0.00	0.00
ROC Fees	21.00	29.00
Round Off	0.00	0.00
School Sasthrolsavam - 2022	1,002.00	0.00
School Survey-IT Audit & Allied Expenses	0.00	1,143.40
School Wiki - Prize Money & Allied Expenses	1,276.58	0.00
Security Charges	1,370.59	0.00
Security Charges-DRC, Ernakulam	682.88	698.78
Shooting & Allied Expense	2,167.21	0.00
SMS Charges	5.00	0.00
Software Expense	923.57	18.15
Special Festival Allowances	236.20	174.90
Sponsorship Charges	0.00	0.00
SSL Certificate Charges	50.18	0.00
Stability Checking Charges	0.00	0.00
State School Kalolsavam 2022-23(CLT)	1,129.37	0.00
StateSports Meet - 2022-23 (TVM)	759.32	0.00
Studio Accessories Expenses	244.80	0.00
Subscription to Newspaper/Periodicals & Cable	61.50	55.19
TA/DA (Expense)		0.00
Teachers Traing Expense	19,440.06	
Telephone Charges	227.35	216.01
Test Charge	-0.01	-0.08
Training & Development Expense	13.00	40.64
Travelling Allowance	0.00	0.00
Travelling Expenses	573.41	68.50
Vehicle Hire Charges	748.98	404.33
Video Connerencing & Allied Expenses	25.36	27.40
Water Charges	7.03	0.00
Water Connection Expenses	19.15	0.00
Written Off	5.90	0.00
	114,896.70	41,826.19



4) Project Expenses		
Additional Retention Payment to Treasury	845.68	0.00
Advertisement Expense	86.92	2.20
AMC - AC	37.73	0.00
Bank Charges	1.87	0.92
Bonus	56.00	0.00
Broadband/Internet Charges - DRCs	0.00	0.00
Broadband - BRC- SSA-Kottayam	0.00	65.87
Broadband Internet Charges - DPI	0.00	4.24
Charge Allowance	15.00	45.00
Consultancy Charges	5,299.16	28,695.47
Cloud Hosting Charges - Samagra	0.00	1,933.94
Display Board - Hi-Tech School	0.00	0.00
Extra Duty Allowance	49.00	0.00
Festival Allowance	31.13	64.13
Furniture Repairing Charges	0.00	0.70
GST Audit Fee	60.00	30.00
Health Insurance Premium	89.42	70.00
Honorarium to LK Master/Mistress	0.00	10,797.25
Hub Maintenance & Site Support	0.00	0.00
Interest and Late Fee	31.80	147.12
Internet Charges	24.38	33.62
Kool - Remuneration to Mentors	0.00	0.00
KOOL - Workshop/Meetings Exp	0.00	0.00
KOOL - Lab Charge	0.00	0.00
Little Kite Camp Expenses	0.00	0.00
Live Telecast Expenses	0.00	0.00
Legal Fee	10.00	20.00
Meeting Expenses	13.81	2.43
Mail Server Support Charges	0.00	263.21
Meeting Expense/Workshop/Seminar Etc	0.00	0.00
M-Governance Expense	0.00	0.00
Monitoring & Communication Charges	0.00	0.00
Online Class Expenses	0.00	7,245.47
Office Expenses	45.15	30.65
PEST CONTROL	25.00	0.00
Postage	3.45	3.15
PTA to Technical Assistants	0.00	0.00
Printing and Stationery	69.37	87.24
Printing Charges	0.00	0.12
Professional Fee	57.50	119.84
Rate, Tax & Fee	7.82	0.02
Reimbursement of Fuel Charge	1.25	0.00
Remuneration for Consultancy	5.00	0.00
Remuneration Professional Fee	5,381.67	343.50
Remuneration Trainees (Computer Prgrms)	0.00	120.00
Repairs and Maintenance -Electrical / AC / Plumbing	3.39	53.17
ROUND OFF	0.00	0.00
Registration-Awards Nomination Fee	0.00	0.00
Salaries and Allowances	9,166.38	15,267.41
School Survey & Allied Expenses	0.00	0.00
Security Charges	0.00	1,333.17
Sitting Fee	37.50	56.50
Shooting & Allied Expenses	0.00	1,311.96
SOFTWARE EXPENSES	3.60	4.66
SSL Certificate Charges	0.00	26.30
Training & Development Expenses	0.00	0.00
Video Conferencing & Allied Expenses	0.00	0.00
Wages - Office Staff	0.00	0.00
Webcam/Speaker Etc	0.00	0.00
TA/DA (Expense)	54.85	43.82
TDS Uploading Fee	0.40	0.10
Telephone Charges	9.97	13.26
Travelling Allowance	684.84	616.04
Travelling Expenses	1.08	0.00
Vehicle Hire Chargs	810.74	1,727.97
Wages	648.50	566.92
	23,669.33	71,147.37
5) Prior Period Items		
Prior Period Expense - Administrative Expenses	75.76	11,464.69
Prior Period Expense - ESI Contribution	1,553.99	0.00
Prior Period item - Reimbursement of Interest on TDS(KIIFB)	-133.54	0.00
Prior Period Expenses - Project Expenses		2.12
	1,496.21	11,466.81
TOTAL (1+2+3+4)	205,814.25	163,680.08



20. Earnings per equity share

Particulars	As At 31-03-2023	As At 31-03-2022
	₹	₹
Surplus/ deficit for the period (A)	-44,700.96	84,991.94
Number of Equity Shares (B)	500.00	500.00
Earnings per Share - Basic (A / B)	-0.09	0.17



Amount in ₹ thousands

Description	GROSS BLOCK				DEPRECIATION				NET BLOCK	
	As on 01.04.2022	Additions during the Year	Deductions during the Year	As on 31.03.2023	Rate %	Upto 01.04.22	Depreciation for the Year	As on 31.03.2023	As on 31.03.2022	As on 31.03.2023
Tangible Assets										
Computer & Accessories	42,758.54	15,877.95		58,636.49	0.00	27,415.83	13,141.01	40,556.84	8,982.74	18,079.65
Office Equipments	484.22	729.13		1,213.35	0.00	239.59	133.91	373.50	248.97	839.85
Furniture and Fixtures	2,016.67	967.91		2,984.59	0.00	1,035.45	394.77	1,430.22	1,105.78	1,554.37
Building	957.83			957.83	0.00	182.84	37.74	220.58	814.67	737.25
Plant & Machinery	19,029.79	298.10		19,327.89	0.00	10,296.48	1,584.93	11,881.41	9,554.43	7,446.47
Motor vehicle	100.08	1,987.21		2,087.28	0.00	79.42	217.29	296.71	30.04	1,790.58
Electrical Fittings	10,308.47			10,308.47	0.00	4,569.56	1,485.81	6,055.36	4,391.29	4,253.11
	75,655.60	19,860.30	0.00	95,515.90		43,819.17	16,995.46	60,814.62	25,127.92	34,701.28
Intangible Assets:-										
Classic Film Right-NFDC	5,000.00			5,000.00	0.00	3,758.08		3,758.08	1,241.92	1,241.92
Educational Video Content	12,374.99		0.18	12,374.81	0.00	5,727.69	2,119.19	7,846.88	289.10	4,527.93
Software	5,085.29			5,085.29	0.00	1,396.73	1,353.55	2,750.29	2,768.00	2,335.00
	22,460.28	0.00	0.18	22,460.10		10,882.50	3,472.74	14,355.25	4,299.02	8,104.85
Total	98,115.88	19,860.30	0.18	117,976.00		54,701.67	20,468.20	75,169.87	29,426.94	42,806.13



KERALA INFRASTRUCTURE AND TECHNOLOGY FOR EDUCATION
 CIN: U74999KL2017NPL049848
 Office of the IT@School Project, SCERT Building, Poojapura, Trivandrum-695012

Additional Regulatory Information

Ratios

Sl.No.	Ratio	Numerator	Denominator	Current Year (2022-23)	Previous Year (2021-22)
1	Current Ratio (in times)	Total current assets	Total Current liabilities	7.37	5.54
2	Debt-Equity Ratio (in times)	Total Debt	Total Equity	2.68	2.62
3	Return on Equity Ratio (in %)	Profit for the year less Preference dividend (if any)	Average total equity	-33%	91%
4	Trade Receivables Trunover ratio (in times)	Revenue from operations	Average trade receivables	41.63	66.58
5	Trade Payables Turnover ratio (in times)	Other expenses	Average trade payables	4.69	2.32
6	Net Capital Trunover ratio (in times)	Revenue from operations	Average working capital (i.e. Total current assets less Total current liabilities)	0.50	0.71
7	Net Profit Ratio (in %)	Profit for the year	Revenue from operations	-20%	0.29

